

Signify Classified - Internal
Cooper Lighting Solutions Photometric Lab
1121 Highway 74 South
Peachtree City, GA 30269



Scaled data based on original data using
LM-79-08 Approved Method: Electrical and Photometric Measurements of Solid-
State Lighting Products

Test Report Prepared for
Cooper Lighting Solutions
(formerly Eaton)

Brand: McGRAW-EDISON

Report Number: P1434175

Luminaire Tested: **GALN-SB3A-750-U-T2LG**

Issue Date: 03/24/202

This test was performed under the Supervised Manufacturer's Testing Program. The results of this test have not been influenced by sources from within Cooper Lighting Solutions or from external interests.

Report Generated By 670245763



Test Information

Test Method: LM-79-08

Report Number: P1434175

Test Lab: INNOVATION CENTER(G1)

Issue Date: 03/24/202

Manufacturer: COOPER LIGHTING SOLUTIONS (FORMERLY EATON)

Product Line: McGRAW-EDISON

Catalog Number: GALN-SB3A-750-U-T2LG

Description: GALLEON II AREA AND ROADWAY HIGH DENSITY LUMINAIRE 350mA 3xLight Square PACKAGE 70CRI 5000K FIXTURE w/ TYPE II LOW GLARE

Light Source: (78) 5000K CCT, 70 CRI LEDS

Ballast/Driver: ELECTRONIC DRIVER

Luminaire Equipment:	Sample No.	Condition	Description
	a	good	reflector
	b	good	lens
	c	good	housing
	d	good	cord

Summary

Lumens per Lamp: N/A

Luminaire Lumens: 13775.3 lumens

Efficiency: N/A

Efficacy: 162.6 lumens/watt

Luminous Opening: Rectangular (W 1' x L: 1' x H: 0')

IES Classification: Type II - Short

BUG Rating: B2 - U0 - G2

Input Watts (W): 84.7

Input Voltage (V): 120

Input Current (Ain): NR

Voltage Rise (V): NR

Power Factor: 0.97

Total Harmonic Distortion (THDi): NR

Frequency (hertz): 60

Stabilization Time: NR

Operation Time: NR

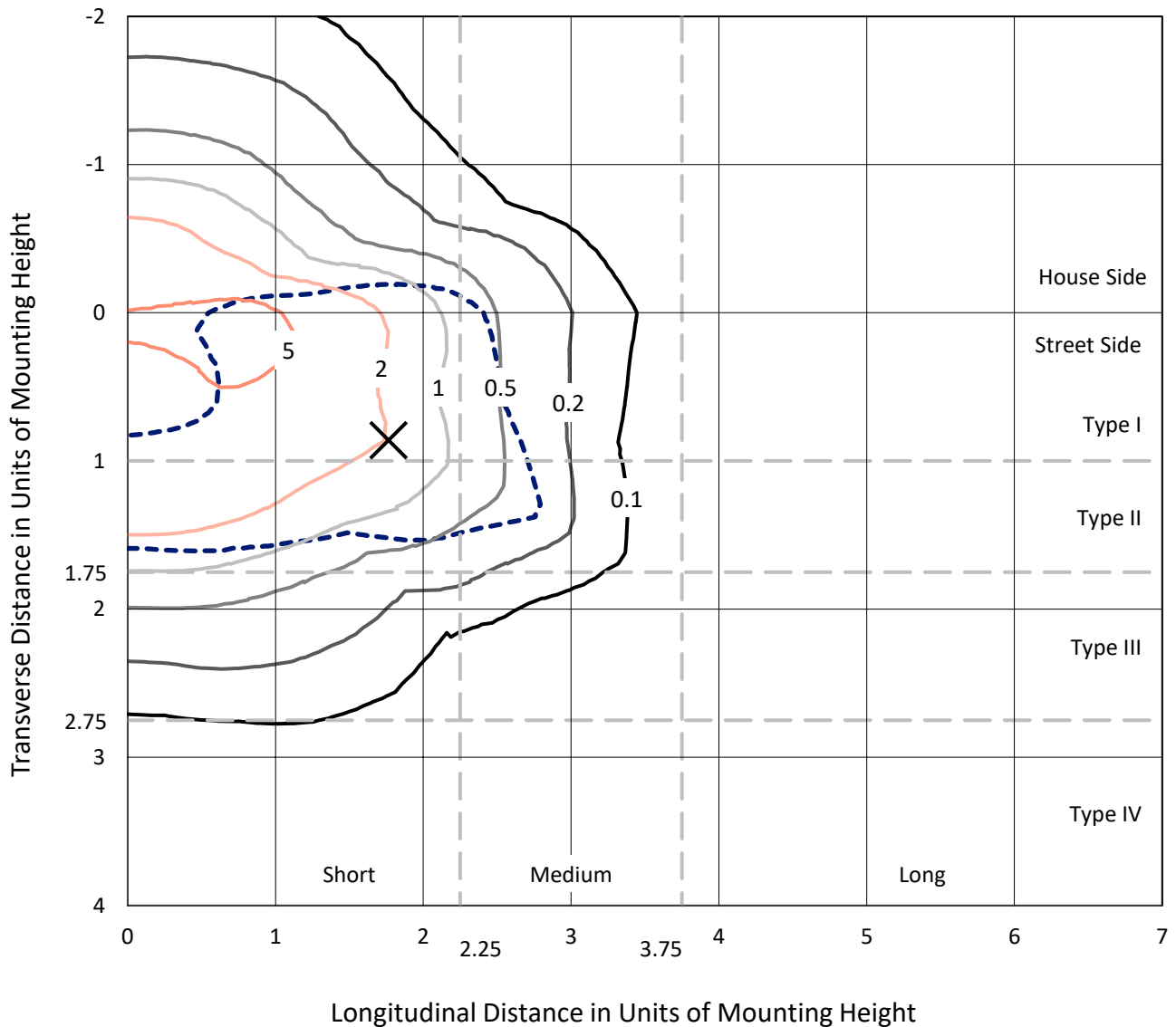
Ambient Temperature (°C): NR

Test Distance: 28.75 FT

REPORT NUMBER: P1434175
 CATALOG NUMBER: GALN-SB3A-750-U-T2LG

Iso-Footcandle Lines of Horizontal Illumination

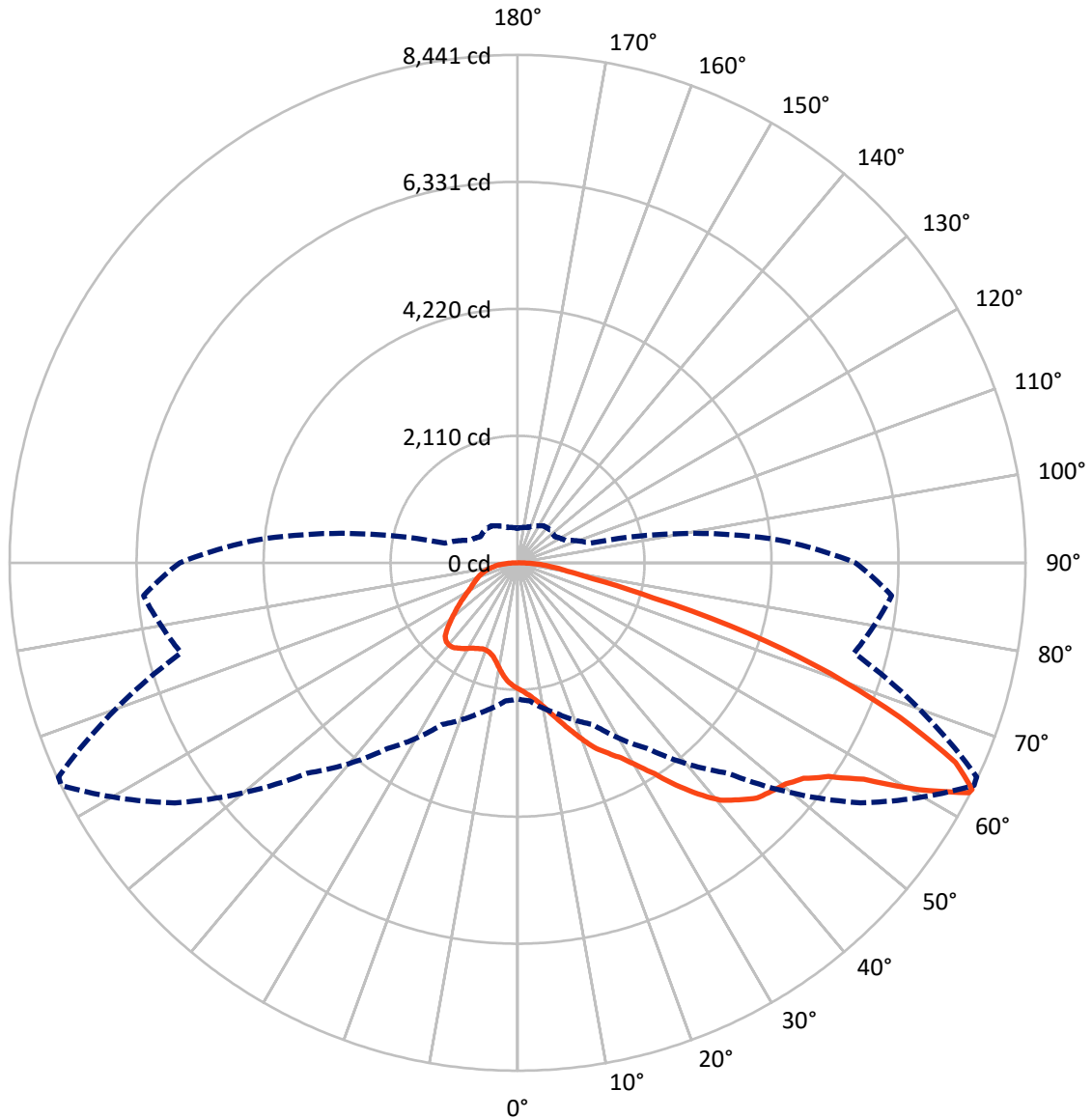
✕ Max cd
 - - - 1/2 Max cd



Based on 20 foot mounting height. Maximum calculated value = 8.1 fc
 Type II - Short - N/A

REPORT NUMBER: P1434175
CATALOG NUMBER: GALN-SB3A-750-U-T2LG

Luminous Intensity Polar Plot



— Vertical Plane Through 64-Deg Lateral - - - Horizontal Cone Through 63-Deg Vertical

REPORT NUMBER: P1434175
 CATALOG NUMBER: GALN-SB3A-750-U-T2LG

FLUX DISTRIBUTION:

		Downward	Upward	Total
House Side	Lumens	3701.0	0.0	3701.0
	% Fixture	26.9	0.0	26.9
Street Side	Lumens	10074.2	0.0	10074.2
	% Fixture	73.1	0.0	73.1
Total	Lumens	13775.3	0.0	13775.3
	% Fixture	100.0	0.0	100.0

Coefficient of Utilization

ZONAL LUMENS:

Zone	Lumens	% Fixture
0°-10°	192.6	1.4
10°-20°	593.0	4.3
20°-30°	1084.3	7.9
30°-40°	1865.2	13.5
40°-50°	2750.6	20.0
50°-60°	3296.8	23.9
60°-70°	2646.0	19.2
70°-80°	1063.2	7.7
80°-90°	283.5	2.1
90°-100°	0.0	0.0
100°-110°	0.0	0.0
110°-120°	0.0	0.0
120°-130°	0.0	0.0
130°-140°	0.0	0.0
140°-150°	0.0	0.0
150°-160°	0.0	0.0
160°-170°	0.0	0.0
170°-180°	0.0	0.0
0°-90°	13775.3	100.0
0°-180°	13775.3	100.0

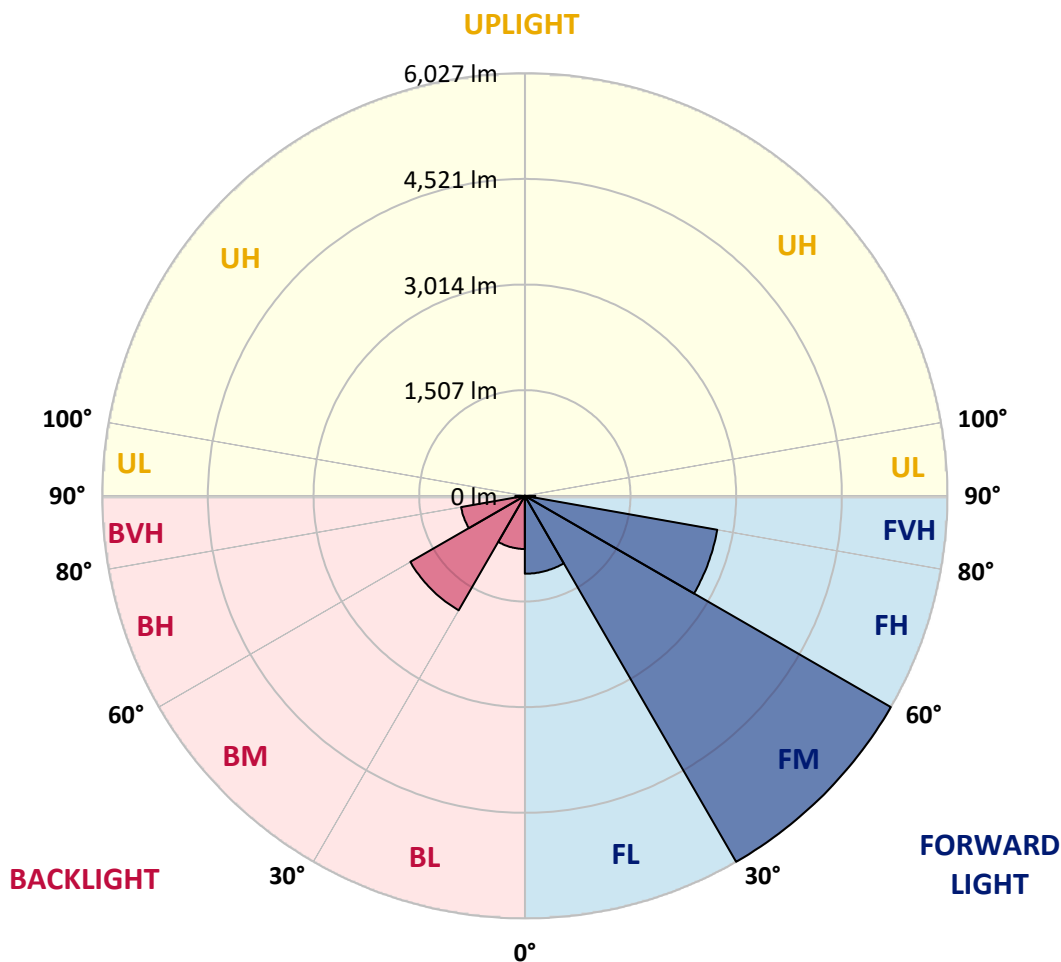


REPORT NUMBER: P1434175
 CATALOG NUMBER: GALN-SB3A-750-U-T2LG

LUMINAIRE CLASSIFICATION SYSTEM LUMEN TABLE AND BUG RATING:

Zone	Lumens	% Fixture	Zone Rating/Lumen Limit		
			B	U	G
FL (0°-30°)	1111.4	8.1			
FM (30°-60°)	6027.4	43.8			
FH (60°-80°)	2786.5	20.2			G2/5000
FVH (80°-90°)	149.0	1.1			G2/225
BL (0°-30°)	758.5	5.5	B2/1000		
BM (30°-60°)	1885.2	13.7	B2/2500		
BH (60°-80°)	922.8	6.7	B2/1000		G2/1000
BVH (80°-90°)	134.6	1.0			G2/225
UL (90°-100°)	0.0	0.0		U0/0	
UH (100°-180°)	0.0	0.0		U0/0	

BUG Rating: B2-U0-G2
 Type II Short





REPORT NUMBER: P1434175

CATALOG NUMBER: GALN-SB3A-750-U-T2LG

CANDELA DISTRIBUTION (FULL):

	0°	5°	15°	25°	35°	45°	55°	64°	65°	75°	85°
0°	2097.8	2097.8	2097.8	2097.8	2097.8	2097.8	2097.8	2097.8	2097.8	2097.8	2097.8
2.5°	2184.4	2187.5	2178.3	2175.2	2181.4	2169.0	2165.9	2153.5	2147.3	2134.9	2119.5
5°	2246.3	2249.4	2243.2	2243.2	2249.4	2240.1	2237.0	2224.7	2218.5	2206.1	2175.2
7.5°	2243.2	2246.3	2252.5	2277.3	2308.2	2320.6	2329.9	2320.6	2317.5	2298.9	2268.0
10°	2193.7	2196.8	2212.3	2249.4	2326.8	2382.5	2441.3	2441.3	2447.5	2432.0	2376.3
12.5°	2125.7	2128.8	2165.9	2224.7	2326.8	2422.7	2543.4	2592.9	2589.8	2580.5	2515.5
15°	1961.7	1961.7	2017.4	2128.8	2292.7	2450.5	2630.0	2763.1	2766.1	2775.4	2698.1
17.5°	1822.4	1825.5	1871.9	1971.0	2184.4	2435.1	2722.8	2951.8	2961.1	3013.7	2902.3
20°	1834.8	1834.8	1850.3	1893.6	2066.9	2373.2	2775.4	3152.9	3183.9	3307.6	3168.4
22.5°	1930.7	1930.7	1943.1	1940.0	2045.2	2333.0	2809.5	3354.0	3409.7	3666.5	3487.1
25°	2107.1	2104.0	2091.6	2073.1	2134.9	2376.3	2886.8	3508.7	3617.0	4062.6	3855.3
27.5°	2323.7	2317.5	2298.9	2268.0	2311.3	2506.2	3019.9	3672.7	3790.3	4495.8	4245.1
30°	2592.9	2574.3	2555.7	2515.5	2561.9	2719.7	3217.9	3904.8	4016.2	4987.7	4715.4
32.5°	2911.6	2933.2	2871.3	2815.7	2865.2	3010.6	3511.8	4180.2	4300.8	5501.3	5204.3
35°	3388.1	3453.0	3434.5	3152.9	3199.3	3360.2	3855.3	4536.0	4644.3	5968.6	5705.6
37.5°	3858.4	3842.9	3858.4	3623.2	3549.0	3743.9	4223.5	4876.3	4981.5	6349.1	6148.0
40°	4235.9	4282.3	4282.3	4090.4	3994.5	4124.5	4557.6	5188.8	5290.9	6559.5	6466.7
42.5°	4647.4	4653.6	4641.2	4474.1	4437.0	4471.0	4851.6	5386.9	5470.4	6667.8	6683.3
45°	5111.5	5108.4	5055.8	4916.6	4860.9	4829.9	5034.1	5578.7	5662.2	6717.3	6800.9
47.5°	5495.2	5510.6	5513.7	5365.2	5272.4	5139.3	5191.9	5674.6	5770.5	6661.6	6825.6
50°	5516.8	5541.6	5659.1	5702.5	5683.9	5470.4	5337.4	5776.7	5872.6	6674.0	6915.4
52.5°	5380.7	5405.4	5557.0	5736.5	5953.1	5851.0	5566.3	5953.1	6052.1	6794.7	7119.6
55°	5015.6	5055.8	5281.7	5532.3	5919.1	6064.5	5971.7	6271.8	6364.6	6890.6	7357.8
57.5°	4365.8	4415.3	4727.8	5127.0	5656.1	6015.0	6559.5	6782.3	6859.7	6958.7	7360.9
60°	3264.3	3304.5	3793.4	4331.8	5127.0	5705.6	6909.2	7658.0	7701.3	6590.5	6943.2
62.5°	2404.1	2444.4	2772.3	3159.1	4028.5	5136.2	6977.2	8416.0	8422.2	5925.2	6367.7
63°	2264.9	2305.1	2602.2	2964.2	3768.6	4944.4	6955.6	8440.8	8419.1	5789.1	6240.8
65°	1763.6	1834.8	2144.2	2419.6	2824.9	3935.7	6677.1	8001.4	8032.3	5386.9	5603.5
67.5°	1200.5	1253.1	1646.1	1964.8	2134.9	2506.2	5476.6	6847.3	6896.8	4969.2	4471.0
70°	928.2	953.0	1182.0	1556.3	1726.5	1593.5	3570.6	5513.7	5513.7	3880.0	3168.4
72.5°	727.1	736.4	891.1	1216.0	1389.3	1225.3	1989.5	4010.0	3861.5	2302.0	2113.3
75°	519.8	532.2	671.4	906.6	1107.7	965.4	1271.7	2336.1	2246.3	1324.3	1410.9
77.5°	411.5	417.7	501.2	668.3	897.3	736.4	968.5	1274.8	1262.4	931.3	906.6
80°	324.9	337.3	393.0	479.6	693.1	575.5	720.9	841.6	816.8	640.5	581.7
82.5°	232.1	253.7	303.2	365.1	513.6	411.5	473.4	594.1	594.1	482.7	383.7
85°	142.3	160.9	179.5	225.9	365.1	266.1	250.6	383.7	393.0	362.0	247.5
87.5°	68.1	74.3	86.6	95.9	133.0	120.7	99.0	145.4	148.5	160.9	102.1
90°	0.0	0.0	0.0	0.0	0.0	0.0	0.0	0.0	0.0	0.0	0.0



REPORT NUMBER: P1434175
 CATALOG NUMBER: GALN-SB3A-750-U-T2LG

CANDELA DISTRIBUTION (continued):

	90°	95°	105°	115°	125°	135°	145°	155°	165°	175°	180°
0°	2097.8	2097.8	2097.8	2097.8	2097.8	2097.8	2097.8	2097.8	2097.8	2097.8	2097.8
2.5°	2116.4	2110.2	2079.2	2048.3	2014.3	1983.3	1952.4	1927.6	1899.8	1906.0	1909.1
5°	2156.6	2141.1	2073.1	1992.6	1887.4	1788.4	1692.5	1624.4	1581.1	1568.7	1544.0
7.5°	2243.2	2206.1	2082.3	1912.2	1717.2	1562.5	1472.8	1432.6	1420.2	1423.3	1417.1
10°	2342.3	2286.6	2094.7	1816.2	1568.7	1463.5	1451.1	1475.9	1488.3	1500.6	1503.7
12.5°	2472.2	2382.5	2088.5	1711.0	1497.6	1479.0	1525.4	1571.8	1599.7	1618.2	1615.1
15°	2623.8	2503.1	2070.0	1624.4	1488.3	1537.8	1596.6	1649.2	1683.2	1701.8	1692.5
17.5°	2806.4	2645.5	2048.3	1568.7	1516.1	1574.9	1636.8	1689.4	1726.5	1738.9	1729.6
20°	3032.2	2806.4	2011.2	1544.0	1537.8	1590.4	1646.1	1695.6	1726.5	1738.9	1726.5
22.5°	3298.3	2998.2	1980.2	1544.0	1547.1	1590.4	1630.6	1667.7	1695.6	1704.9	1689.4
25°	3638.7	3221.0	1967.9	1568.7	1550.2	1574.9	1596.6	1618.2	1633.7	1639.9	1633.7
27.5°	3985.2	3477.8	1974.0	1599.7	1547.1	1553.2	1553.2	1556.3	1559.4	1562.5	1559.4
30°	4384.4	3737.7	1998.8	1639.9	1553.2	1522.3	1513.0	1494.5	1479.0	1466.6	1454.2
32.5°	4771.1	3985.2	2042.1	1698.7	1547.1	1488.3	1469.7	1423.3	1380.0	1342.8	1342.8
35°	5188.8	4242.0	2119.5	1742.0	1540.9	1457.3	1404.7	1352.1	1305.7	1253.1	1253.1
37.5°	5547.8	4461.7	2181.4	1791.5	1534.7	1420.2	1336.7	1277.9	1228.4	1175.8	1169.6
40°	5798.4	4588.6	2218.5	1810.1	1513.0	1370.7	1271.7	1197.4	1126.3	1055.1	1052.0
42.5°	5919.1	4582.4	2196.8	1803.9	1472.8	1308.8	1216.0	1117.0	1021.1	956.1	949.9
45°	5984.0	4542.2	2113.3	1751.3	1407.8	1243.8	1144.8	1039.6	943.7	884.9	872.5
47.5°	5971.7	4443.2	1998.8	1621.3	1321.2	1172.7	1073.7	965.4	888.0	854.0	854.0
50°	6005.7	4365.8	1868.8	1472.8	1203.6	1089.1	1008.7	909.7	863.3	819.9	804.5
52.5°	6157.3	4430.8	1757.5	1333.6	1092.2	1008.7	953.0	869.4	810.7	782.8	773.5
55°	6358.4	4570.0	1652.3	1209.8	983.9	937.5	909.7	832.3	764.2	736.4	720.9
57.5°	6395.5	4665.9	1550.2	1089.1	894.2	881.8	872.5	767.3	711.6	690.0	677.6
60°	6138.7	4594.8	1417.1	980.8	823.0	829.2	804.5	727.1	662.1	640.5	628.1
62.5°	5702.5	4409.1	1284.1	888.0	767.3	779.7	755.0	677.6	612.6	591.0	584.8
63°	5615.8	4359.6	1253.1	878.7	755.0	770.4	748.8	671.4	606.4	584.8	575.5
65°	5099.1	4062.6	1144.8	829.2	714.7	714.7	717.8	640.5	584.8	575.5	569.3
67.5°	4158.5	3391.2	1027.2	770.4	671.4	680.7	696.2	652.9	631.2	625.0	618.8
70°	3143.6	2552.7	925.1	714.7	625.0	656.0	761.2	742.6	662.1	606.4	594.1
72.5°	2227.8	1738.9	835.4	659.0	569.3	646.7	789.0	708.6	597.2	532.2	519.8
75°	1491.4	1120.1	745.7	600.3	507.4	597.2	745.7	646.7	519.8	504.3	485.8
77.5°	937.5	798.3	656.0	532.2	439.4	532.2	677.6	575.5	448.6	454.8	427.0
80°	572.4	569.3	550.8	451.7	352.7	423.9	569.3	485.8	358.9	358.9	318.7
82.5°	340.4	411.5	467.2	374.4	256.8	303.2	411.5	365.1	300.1	290.8	272.3
85°	229.0	278.5	371.3	287.8	164.0	185.6	284.7	306.3	275.4	241.3	225.9
87.5°	83.5	111.4	170.2	117.6	71.2	111.4	213.5	222.8	167.1	130.0	117.6
90°	0.0	0.0	0.0	0.0	0.0	0.0	0.0	0.0	0.0	0.0	0.0

Cooper Lighting Solutions Photometric Lab
1121 Highway 74 South
Peachtree City, GA 30269



LM-79-2019: Approved Method: Electrical and Photometric Measurements of Solid-State Lighting Products

Report Prepared for

Cooper Lighting Solutions

McGraw-Edison

Report Number: SP1-2407-184-6

Test Date: 10/10/2024

Luminaire Tested: GSS-SB1A-750-U-5WQ

Data in this report applies to families of products including GSS-SB1A-750-U-5WQ

Test Information

Test Method: LM-79-2019
 Report Number: SP1-2407-184-6
 Test Lab: COOPER LIGHTING SOLUTIONS
 Photometer: SP1 - 76IN SPHERE
 Measurement Geometry: 4π
 Issue Date: 10/15/2024
 Manufacturer: COOPER LIGHTING SOLUTIONS
 Product Line: McGraw-Edison
 Catalog Number: **GSS-SB1A-750-U-5WQ**
 Description: GALLEON II SITE SLIM 1SQ 350MA 5WQ HIGH DENSITY LIGHTSQUARE WITH 70 CRI 5000K CCT 26 LEDS

Spectral Parameters

CCT (K): 4896
 CIE u': 0.2101
 CIE v': 0.4901
 Duv: 0.0035
 CIE x: 0.3489
 CIE y: 0.3618
 CIE z: 0.2893
 Peak Wavelength (nm): 443
 Dominant Wavelength (nm): 570
 Purity: 13.25435
 Rf: 70.7
 Rg: 96.8

CRI (Ra):	70.2		
R1:	68.1	R9:	-35.1
R2:	73.9	R10:	39.3
R3:	79.4	R11:	71.1
R4:	72.1	R12:	43.8
R5:	69.2	R13:	68.1
R6:	65.7	R14:	88.4
R7:	78.1	R15:	59.7
R8:	55.3		



Test Conditions

Stabilization Time: 21M
 Operation Time: 1H 21M
 Sphere Temperature (°C): 25.2

REPORT NUMBER: SP1-2407-184-6

Measurement and Test Equipment			
Instrument	Identification Number	Calibration Date	Calibration Due Date
Photometer	IN0058	6/18/2024	12/18/2024
Power Meter	INXT2011004	2/8/2024	2/8/2025
AC Power Source	IN0063	10/24/2023	10/24/2024
DC Power Source	IN0208	10/24/2023	10/24/2024
Sphere Thermometer	IN0085	10/24/2023	10/24/2024
Room Thermometer	IN0046	10/24/2023	10/24/2024

REPORT NUMBER: SP1-2407-184-6

CIE 1931 Chromaticity Diagram



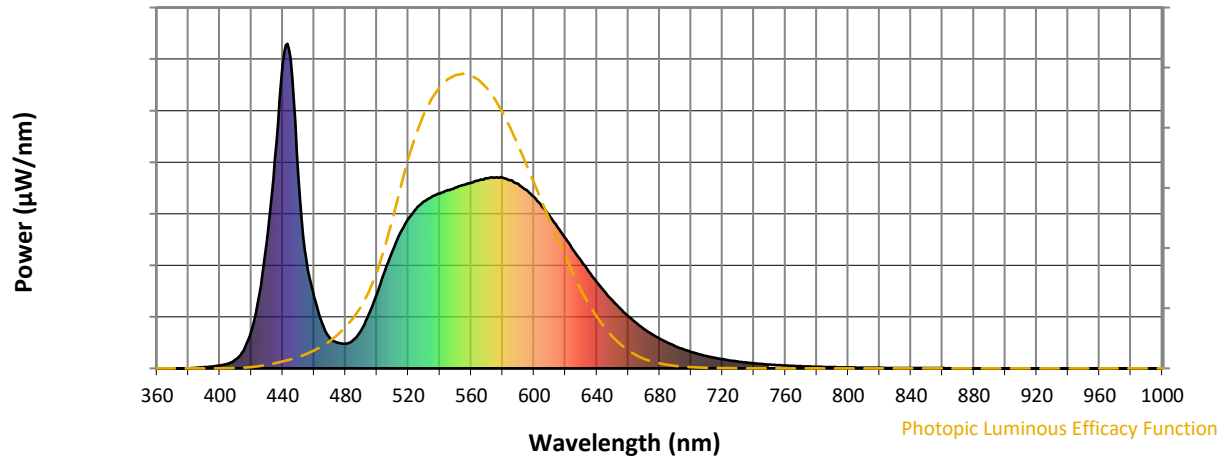
CIE 1931 Chromaticity Diagram with 2017 ANSI 7-Step and 4-Step Quadrangles



Point lies inside the ANSI 5000K 4-step quadrangle

REPORT NUMBER: SP1-2407-184-6

Photopic Flux vs. Wavelength



Photopic Lumens: NR

λ (nm)	Power W [^] /nm	Lumens (φ/nm)	λ (nm)	Power W [^] /nm	Lumens (φ/nm)	λ (nm)	Power W [^] /nm	Lumens (φ/nm)	λ (nm)	Power W [^] /nm	Lumens (φ/nm)	λ (nm)	Power W [^] /nm	Lumens (φ/nm)
360	0	NR	490	118	NR	620	401	NR	750	12	NR	880	0	NR
365	0	NR	495	168	NR	625	365	NR	755	10	NR	885	0	NR
370	0	NR	500	230	NR	630	331	NR	760	9	NR	890	0	NR
375	0	NR	505	299	NR	635	298	NR	765	8	NR	895	0	NR
380	0	NR	510	362	NR	640	266	NR	770	6	NR	900	0	NR
385	2	NR	515	418	NR	645	236	NR	775	6	NR	905	0	NR
390	4	NR	520	461	NR	650	209	NR	780	5	NR	910	0	NR
395	6	NR	525	491	NR	655	184	NR	785	4	NR	915	0	NR
400	9	NR	530	514	NR	660	160	NR	790	4	NR	920	0	NR
405	14	NR	535	530	NR	665	140	NR	795	3	NR	925	0	NR
410	27	NR	540	539	NR	670	122	NR	800	3	NR	930	0	NR
415	55	NR	545	549	NR	675	106	NR	805	2	NR	935	0	NR
420	115	NR	550	557	NR	680	92	NR	810	2	NR	940	0	NR
425	226	NR	555	565	NR	685	79	NR	815	2	NR	945	0	NR
430	395	NR	560	572	NR	690	68	NR	820	2	NR	950	0	NR
435	648	NR	565	580	NR	695	59	NR	825	1	NR	955	0	NR
440	937	NR	570	586	NR	700	51	NR	830	1	NR	960	0	NR
445	953	NR	575	588	NR	705	44	NR	835	1	NR	965	0	NR
450	591	NR	580	588	NR	710	38	NR	840	1	NR	970	0	NR
455	334	NR	585	580	NR	715	32	NR	845	1	NR	975	0	NR
460	221	NR	590	568	NR	720	28	NR	850	1	NR	980	0	NR
465	140	NR	595	550	NR	725	24	NR	855	1	NR	985	0	NR
470	93	NR	600	527	NR	730	21	NR	860	1	NR	990	0	NR
475	79	NR	605	499	NR	735	18	NR	865	0	NR	995	0	NR
480	76	NR	610	469	NR	740	15	NR	870	0	NR	1000	0	NR
485	87	NR	615	435	NR	745	13	NR	875	0	NR			

REPORT NUMBER: SP1-2407-184-6

Scotopic Flux vs. Wavelength



Scotopic Lumens: NR

S/P: 1.7

λ (nm)	Power W [^] /nm	Lumens (φ/nm)	λ (nm)	Power W [^] /nm	Lumens (φ/nm)	λ (nm)	Power W [^] /nm	Lumens (φ/nm)	λ (nm)	Power W [^] /nm	Lumens (φ/nm)	λ (nm)	Power W [^] /nm	Lumens (φ/nm)
360	0	NR	490	118	NR	620	401	NR	750	12	NR	880	0	NR
365	0	NR	495	168	NR	625	365	NR	755	10	NR	885	0	NR
370	0	NR	500	230	NR	630	331	NR	760	9	NR	890	0	NR
375	0	NR	505	299	NR	635	298	NR	765	8	NR	895	0	NR
380	0	NR	510	362	NR	640	266	NR	770	6	NR	900	0	NR
385	2	NR	515	418	NR	645	236	NR	775	6	NR	905	0	NR
390	4	NR	520	461	NR	650	209	NR	780	5	NR	910	0	NR
395	6	NR	525	491	NR	655	184	NR	785	4	NR	915	0	NR
400	9	NR	530	514	NR	660	160	NR	790	4	NR	920	0	NR
405	14	NR	535	530	NR	665	140	NR	795	3	NR	925	0	NR
410	27	NR	540	539	NR	670	122	NR	800	3	NR	930	0	NR
415	55	NR	545	549	NR	675	106	NR	805	2	NR	935	0	NR
420	115	NR	550	557	NR	680	92	NR	810	2	NR	940	0	NR
425	226	NR	555	565	NR	685	79	NR	815	2	NR	945	0	NR
430	395	NR	560	572	NR	690	68	NR	820	2	NR	950	0	NR
435	648	NR	565	580	NR	695	59	NR	825	1	NR	955	0	NR
440	937	NR	570	586	NR	700	51	NR	830	1	NR	960	0	NR
445	953	NR	575	588	NR	705	44	NR	835	1	NR	965	0	NR
450	591	NR	580	588	NR	710	38	NR	840	1	NR	970	0	NR
455	334	NR	585	580	NR	715	32	NR	845	1	NR	975	0	NR
460	221	NR	590	568	NR	720	28	NR	850	1	NR	980	0	NR
465	140	NR	595	550	NR	725	24	NR	855	1	NR	985	0	NR
470	93	NR	600	527	NR	730	21	NR	860	1	NR	990	0	NR
475	79	NR	605	499	NR	735	18	NR	865	0	NR	995	0	NR
480	76	NR	610	469	NR	740	15	NR	870	0	NR	1000	0	NR
485	87	NR	615	435	NR	745	13	NR	875	0	NR			

REPORT NUMBER: SP1-2407-184-6

Melanopic Flux vs. Wavelength



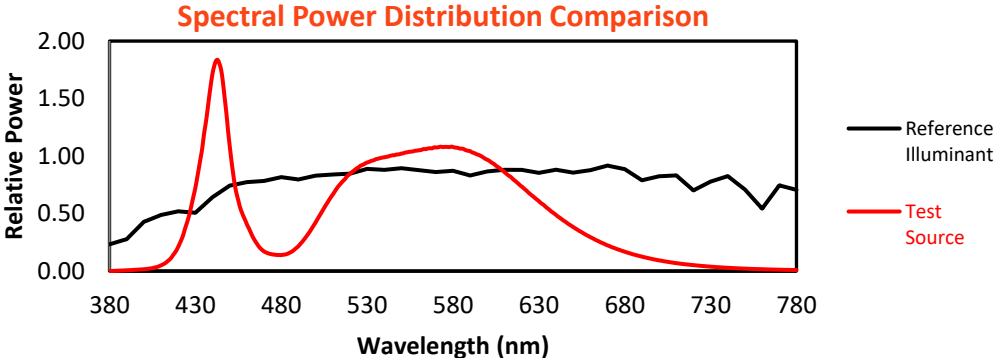
Melanopic Lumens: NR

M/P: 3.37

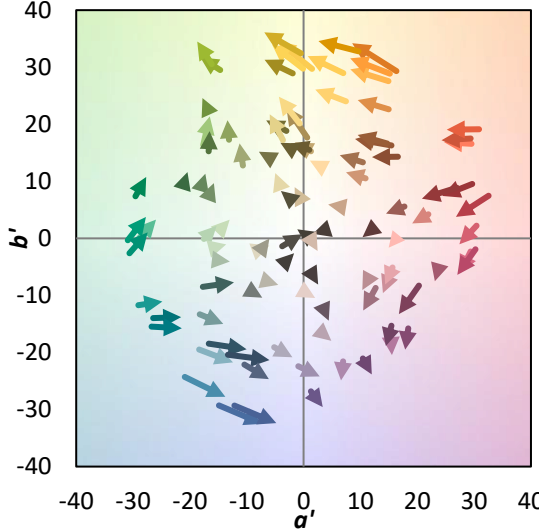
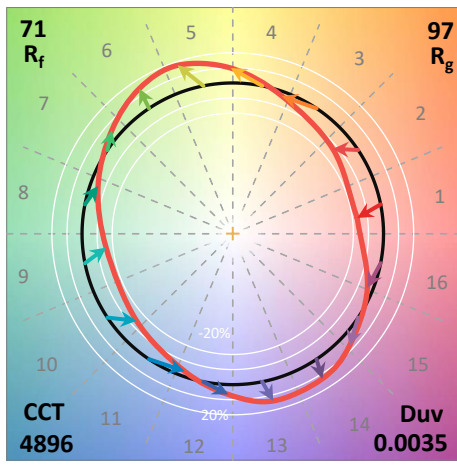
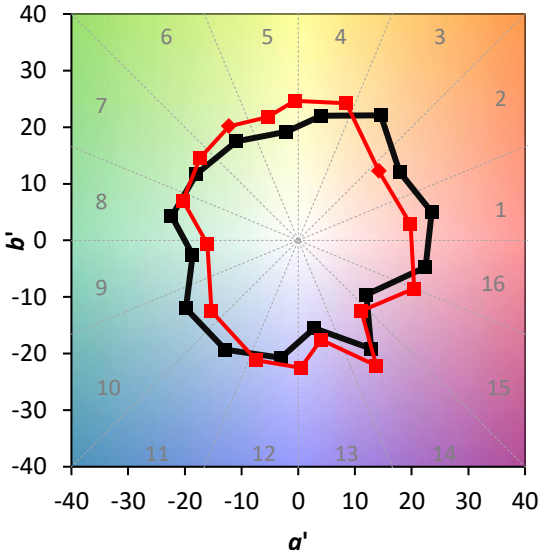
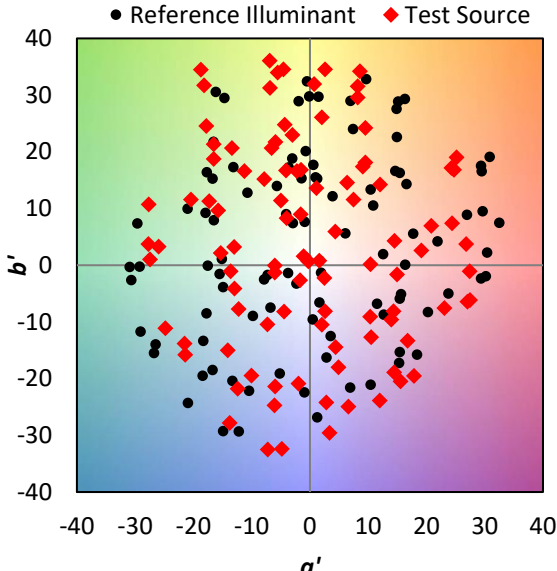
λ (nm)	Power W [^] /nm	Lumens (φ/nm)	λ (nm)	Power W [^] /nm	Lumens (φ/nm)	λ (nm)	Power W [^] /nm	Lumens (φ/nm)	λ (nm)	Power W [^] /nm	Lumens (φ/nm)	λ (nm)	Power W [^] /nm	Lumens (φ/nm)
360	0	NR	490	118	NR	620	401	NR	750	12	NR	880	0	NR
365	0	NR	495	168	NR	625	365	NR	755	10	NR	885	0	NR
370	0	NR	500	230	NR	630	331	NR	760	9	NR	890	0	NR
375	0	NR	505	299	NR	635	298	NR	765	8	NR	895	0	NR
380	0	NR	510	362	NR	640	266	NR	770	6	NR	900	0	NR
385	2	NR	515	418	NR	645	236	NR	775	6	NR	905	0	NR
390	4	NR	520	461	NR	650	209	NR	780	5	NR	910	0	NR
395	6	NR	525	491	NR	655	184	NR	785	4	NR	915	0	NR
400	9	NR	530	514	NR	660	160	NR	790	4	NR	920	0	NR
405	14	NR	535	530	NR	665	140	NR	795	3	NR	925	0	NR
410	27	NR	540	539	NR	670	122	NR	800	3	NR	930	0	NR
415	55	NR	545	549	NR	675	106	NR	805	2	NR	935	0	NR
420	115	NR	550	557	NR	680	92	NR	810	2	NR	940	0	NR
425	226	NR	555	565	NR	685	79	NR	815	2	NR	945	0	NR
430	395	NR	560	572	NR	690	68	NR	820	2	NR	950	0	NR
435	648	NR	565	580	NR	695	59	NR	825	1	NR	955	0	NR
440	937	NR	570	586	NR	700	51	NR	830	1	NR	960	0	NR
445	953	NR	575	588	NR	705	44	NR	835	1	NR	965	0	NR
450	591	NR	580	588	NR	710	38	NR	840	1	NR	970	0	NR
455	334	NR	585	580	NR	715	32	NR	845	1	NR	975	0	NR
460	221	NR	590	568	NR	720	28	NR	850	1	NR	980	0	NR
465	140	NR	595	550	NR	725	24	NR	855	1	NR	985	0	NR
470	93	NR	600	527	NR	730	21	NR	860	1	NR	990	0	NR
475	79	NR	605	499	NR	735	18	NR	865	0	NR	995	0	NR
480	76	NR	610	469	NR	740	15	NR	870	0	NR	1000	0	NR
485	87	NR	615	435	NR	745	13	NR	875	0	NR			

Summary

$R_f = 70.7$
 $R_g = 96.8$
 $CIE R_a = 70.2$
 $R_9 = -35.1$



Color Vector Graphics



Individual Sample Fidelity Index ($R_{f,i}$)

CES01 = 85	CES26 = 53	CES51 = 87	CES76 = 42
CES02 = 59	CES27 = 78	CES52 = 88	CES77 = 64
CES03 = 30	CES28 = 76	CES53 = 74	CES78 = 45
CES04 = 69	CES29 = 48	CES54 = 80	CES79 = 74
CES05 = 46	CES30 = 56	CES55 = 79	CES80 = 71
CES06 = 50	CES31 = 54	CES56 = 68	CES81 = 72
CES07 = 39	CES32 = 50	CES57 = 65	CES82 = 88
CES08 = 38	CES33 = 60	CES58 = 67	CES83 = 82
CES09 = 29	CES34 = 62	CES59 = 87	CES84 = 87
CES10 = 72	CES35 = 79	CES60 = 91	CES85 = 84
CES11 = 56	CES36 = 90	CES61 = 87	CES86 = 74
CES12 = 61	CES37 = 72	CES62 = 79	CES87 = 75
CES13 = 41	CES38 = 66	CES63 = 72	CES88 = 76
CES14 = 74	CES39 = 91	CES64 = 70	CES89 = 74
CES15 = 70	CES40 = 83	CES65 = 63	CES90 = 73
CES16 = 46	CES41 = 83	CES66 = 64	CES91 = 92
CES17 = 49	CES42 = 70	CES67 = 62	CES92 = 67
CES18 = 55	CES43 = 68	CES68 = 69	CES93 = 81
CES19 = 71	CES44 = 98	CES69 = 80	CES94 = 56
CES20 = 64	CES45 = 78	CES70 = 56	CES95 = 71
CES21 = 85	CES46 = 77	CES71 = 53	CES96 = 77
CES22 = 77	CES47 = 73	CES72 = 84	CES97 = 82
CES23 = 91	CES48 = 65	CES73 = 46	CES98 = 71
CES24 = 90	CES49 = 76	CES74 = 94	CES99 = 59
CES25 = 71	CES50 = 85	CES75 = 49	



Color Rendition by Hue-Angle Bin



Measure Comparisons



(END OF REPORT)